

FOLD TYPES

mountain fold
valley fold

tuck me in

4

4

5

5

1

1

3

3

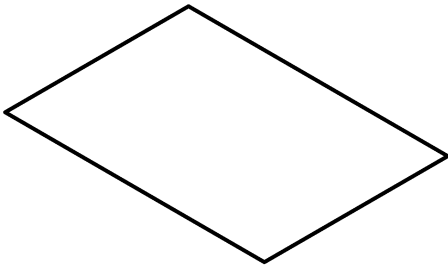
2

3

3

a4 cd case | drawn by xan manning
pdf available from knoxious.co.uk



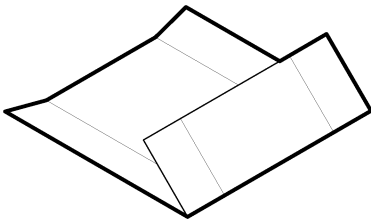
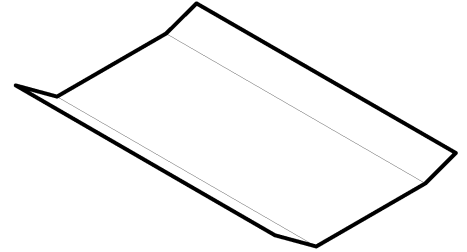
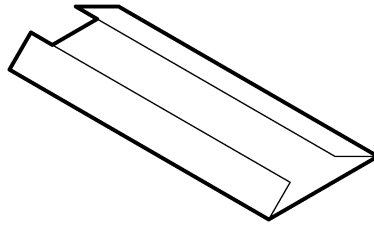


+ folding instructions

download and print from knoxious.co.uk the template. lay flat on a hard surface and turn over.

> step one

fold along the lines labeled 1 then unfold flat.

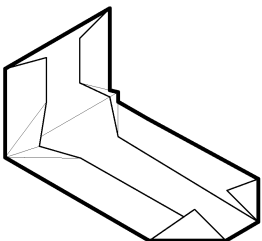
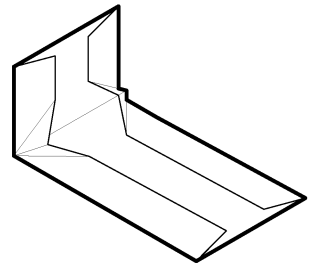
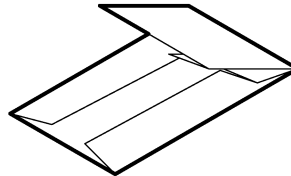
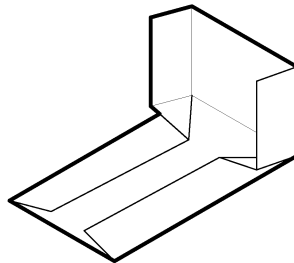


> step two

fold along the line labeled 2, then lay flat.

> step three

fold along lines labeled 3, to provide a shape like the first image, do the same to the opposing lines so the flap can lay flat.



> step four

fold along the lines labeled 4 to create a 'dog ear' corner.

> step five

Fold at the line labeled 5 to create the securing flap.

