

tuck me in

FOLD TYPES

mountain fold

valley fold

4

4

5

5

a4 cd case | drawn by xan manning  
pdf available from [knoxious.co.uk](http://knoxious.co.uk)

1

1

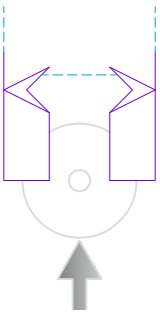
3

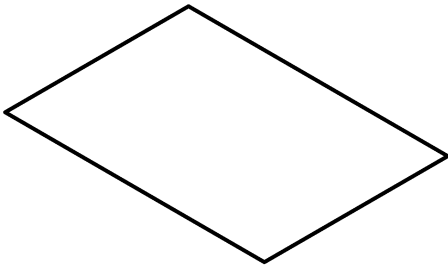
3

2

3

3



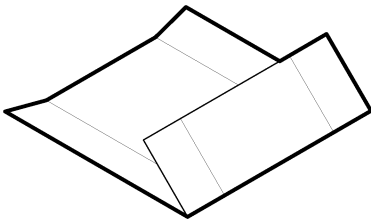
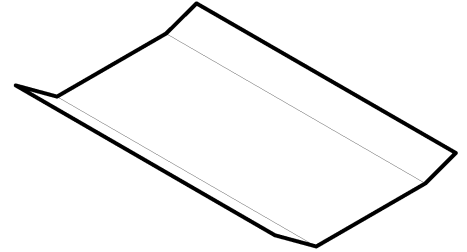
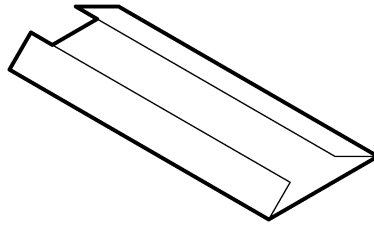


## + folding instructions

download and print from [knoxious.co.uk](http://knoxious.co.uk) the template. lay flat on a hard surface and turn over.

### > step one

fold along the lines labeled 1 then unfold flat.

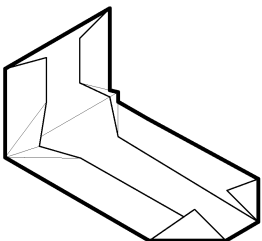
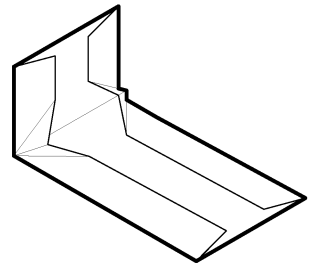
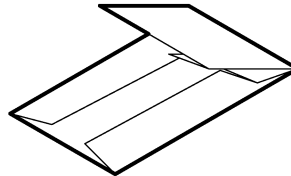
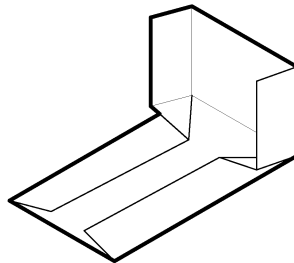


### > step two

fold along the line labeled 2, then lay flat.

### > step three

fold along lines labeled 3, to provide a shape like the first image, do the same to the opposing lines so the flap can lay flat.



### > step four

fold along the lines labeled 4 to create a 'dog ear' corner.

### > step five

Fold at the line labeled 5 to create the securing flap.

